

# CHESHIRE COUNTY AT A GLANCE - SURRY



Cheshire County is one of the ten New Hampshire Counties. It covers 729 miles spanning over 22 towns and the City of Keene. The County has 20 departments that provide a wide variety of services largely focused on health, public safety, and justice oriented programs to the residents of the County.

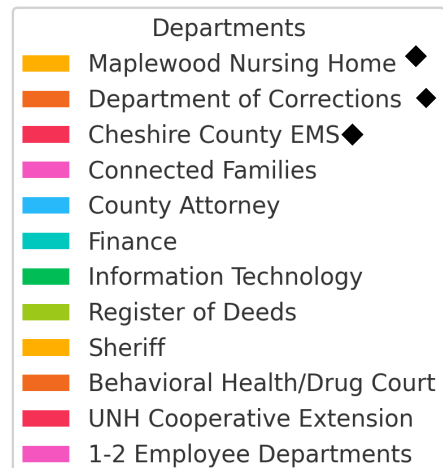
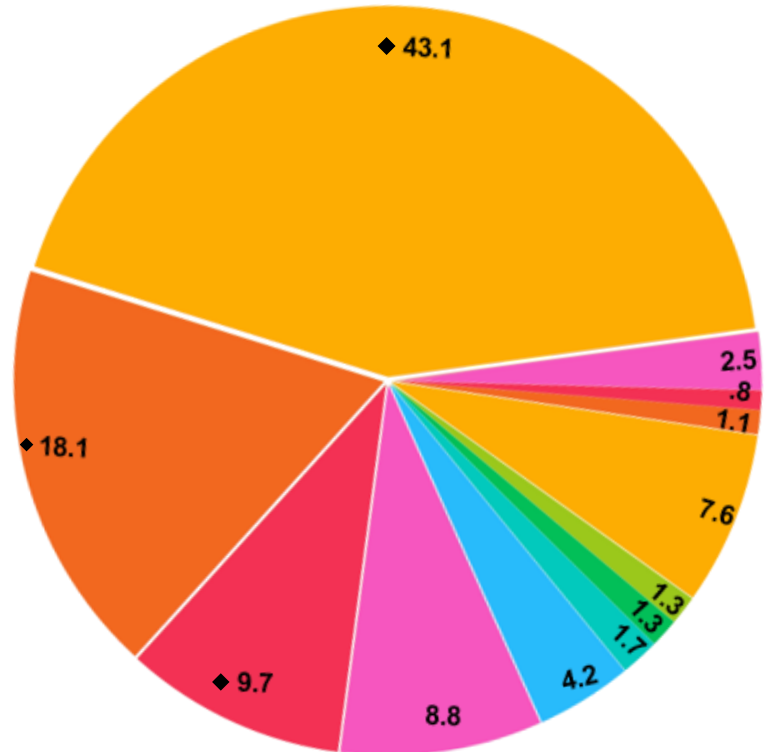
## Departments:

- 1) Maplewood Nursing Home
  - Assisted Living
- 2) Department of Corrections
- 3) Cheshire County EMS
- 4) Connected Families
- 5) Commissioner's Office
- 6) Sheriff's Department
  - Dispatch
- 7) County Attorney
  - Victim Witness
  - Regional Prosecutor
- 8) Register of Deeds
- 9) County Treasurer
- 10) Finance
- 11) Human Resources
- 12) Information Technology
- 13) Treatment Court
- 14) Behavioral Health Court
- 15) Safety
- 16) Restorative Justice
- 17) Grants
- 18) Communications
- 19) UNH Cooperative Extension
- 20) Conservation District

## Programs:

- 1) Cheshire County Community Power
- 2) HandyMan Program
- 3) Cheshire County EMS Academy
- 4) SMART Ride Partnership

Percentage of Total Cheshire County Employees by Department. Total Employees = 465



## Recognitions

Recipient, 2024 National Association of Counties (NACO) Achievement Award for the creation of the first County-Run EMS Program in New England.

Recipient 2024 NACO Achievement Award for the HandyMan Program, to support the ability of low income people to live in their homes after a health crisis with accessible home modifications.

# Taxes to be Raised by County, 2019-2025

	Belknap	Carrol	Cheshire	Coos	Grafton	Hillsborough	Merrimack	Rockingham	Strafford	Sullivan
2019	-0.007	0	0.73	0	3	0	1.92	1.57	3.3	-1.5
2020	0	4.5	1.39	5	4	0	0.31	2.38	3.3	2.4
2021	-11	6.7	0	0.004	-0.005	4	-1	-1.2	2.9	0
2022	18	0.007	1.31	0	0	3	0	0.7	4.7	3.8
2023	33	29	0	0	-1.2	16	1.36	0	5.8	8.9
2024	12	0	-0.009	0	-0.007	0	7.6	3.1	4.2	9.9
2025	5.6	5	3.4	2.4	11.5	20	5.5	4	3	6.3
Average	8.2	6.5	0.97	1	2.5	6.1	2.2	1	3.9	4.3

## Surry Tax Breakdown Per Every \$1,000

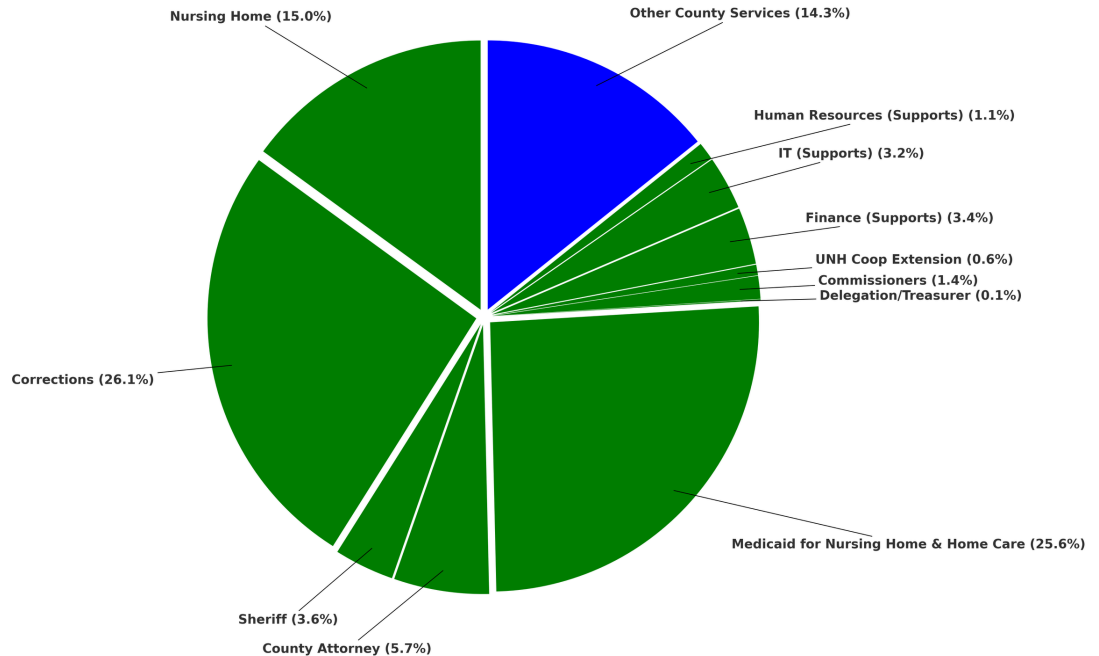
	Net Valuation	Equalized Valuation*	Percentage
Town:	\$0.69	\$0.59	4.10%
Local Education	\$12.77	\$10.81	75.92%
State Education	\$1.14	\$0.96	6.78%
County	\$2.22	\$1.88	13.20%
Total	<u>\$16.82</u>	<u>\$14.24</u>	<u>100%</u>

\*Equalization adjusts property valuations within each municipality against current market values (Department of Revenue Admin.)



Statutorily Required Services (Green) = 85.7% of County Taxes

Other County Services (Blue) = 14.3% of County Taxes



## Projects Completed Without Utilizing Taxes

**Sheriff's Department:** Replaced the dispatch center's analog network with a wide-area digital radio system, including engineering studies and rural coverage enhancements. Funded \$4.4 million.

**Southwest NH District Fire Mutual Aid:** Helped fund their inter-emergency services communications infrastructure replacement that had needed to be updated for 10-15 years. Total project cost, \$4.8 million, funded \$2.7 million.

**Courthouse Renovations:** Updated the Old Courthouse in Keene to be utilized as the central administration building. Funded \$1.6 million.

**Historical Window Renovations:** Rehabilitated 82 windows in the Old Courthouse. Funded \$200 thousand.

**Energy/HVAC Upgrades:** Performed necessary energy efficiency upgrades across multiple county campuses, as well as HVAC replacements. Funded \$2.3 million.