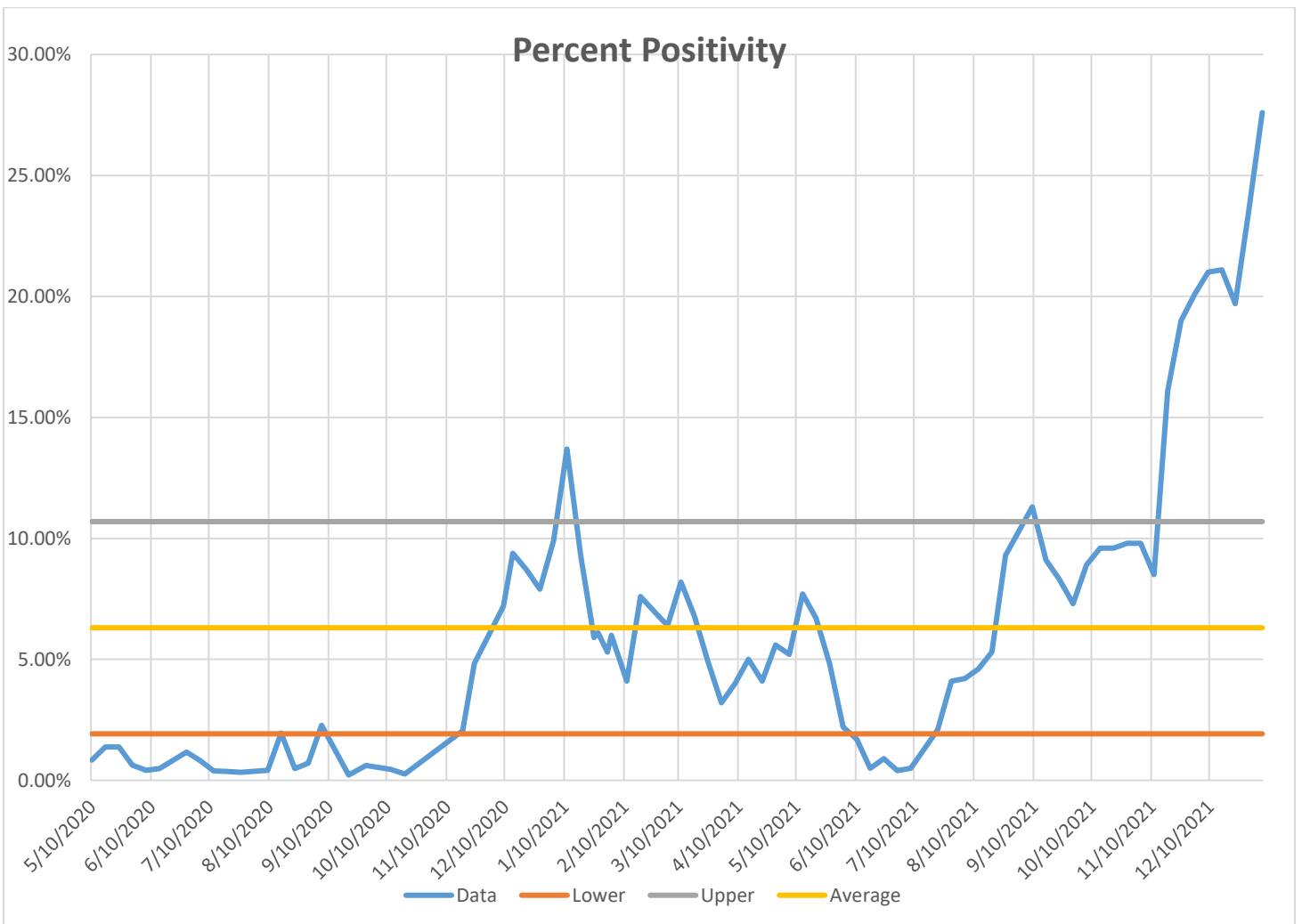


IP Update Week of 1/10/22

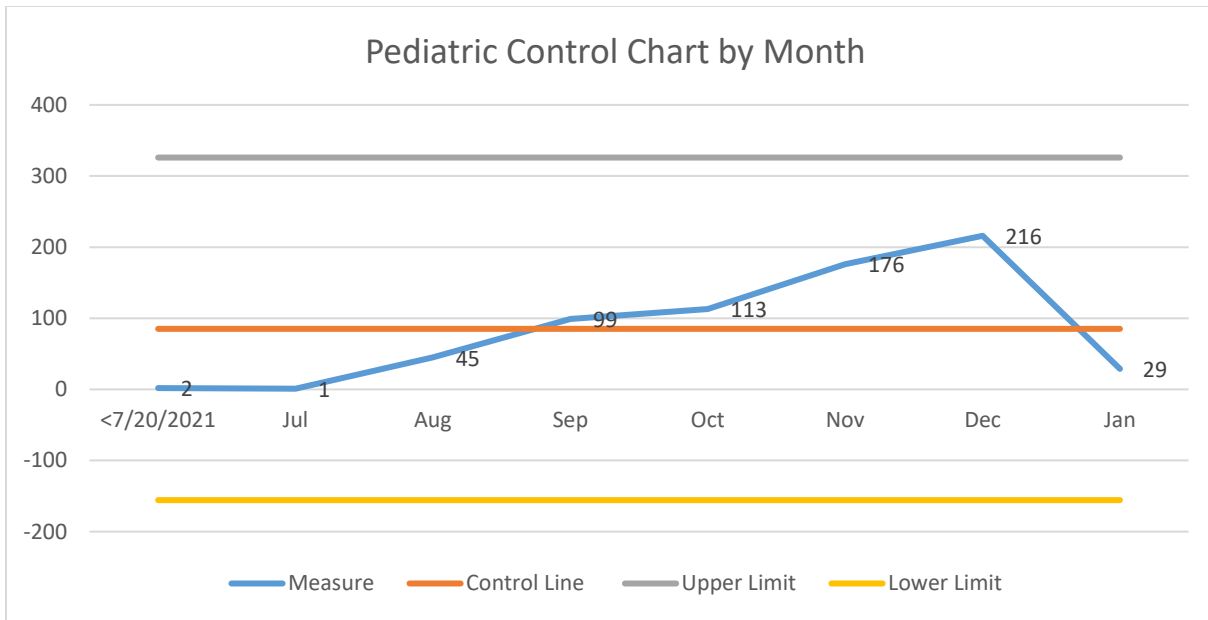
Total Tests Collected / Percent Positive: (per eDH)

	Detected	Not Detected	Grand Total	% Detected
12/10/21 – 12/16/21	271	1,011	1,282	21.1%
12/17/2021 - 12/23/2021	289	1,172	1,467	19.7%
12/24/2021 – 12/30/2021	291	947	1,238	23.5%
12/31/2021 – 01/6/2022	338	887	1,225	27.6%
Grand Totals since JAN2021	4,071	34,662	38,733	10.5%

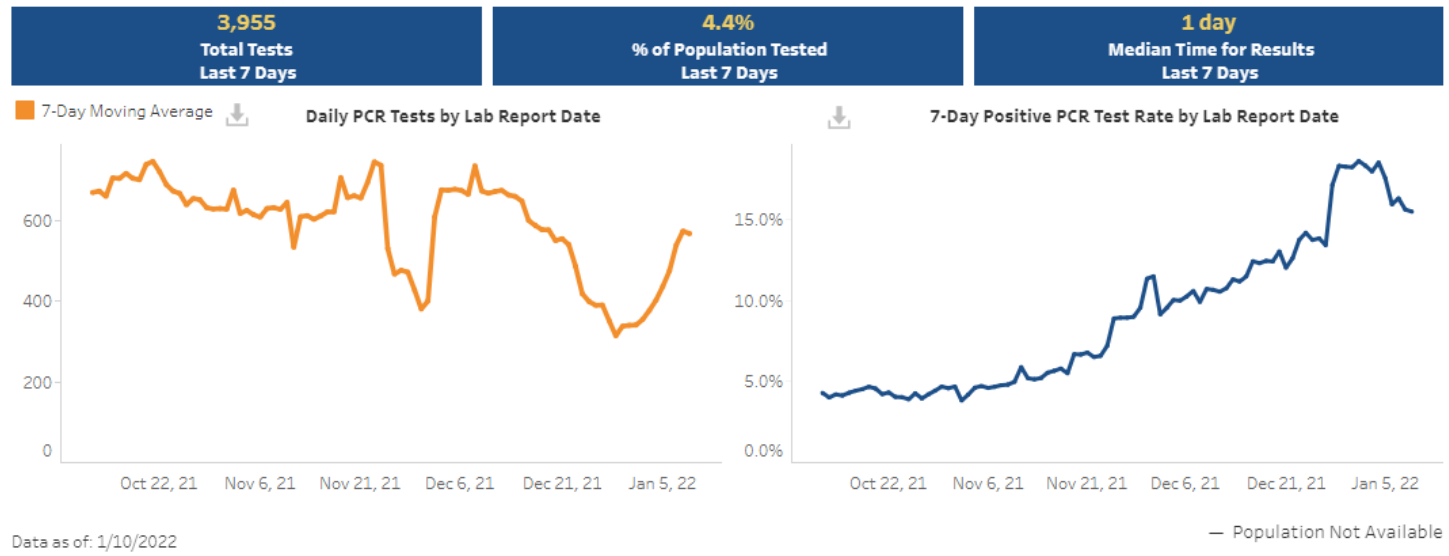


Symptomatic vs. Asymptomatic Tests Collected – 26% asymptomatic, 12% symptomatic, and 62% unknown for 12/31/2021 – 1/6/2022.

Pediatric Control Chart:



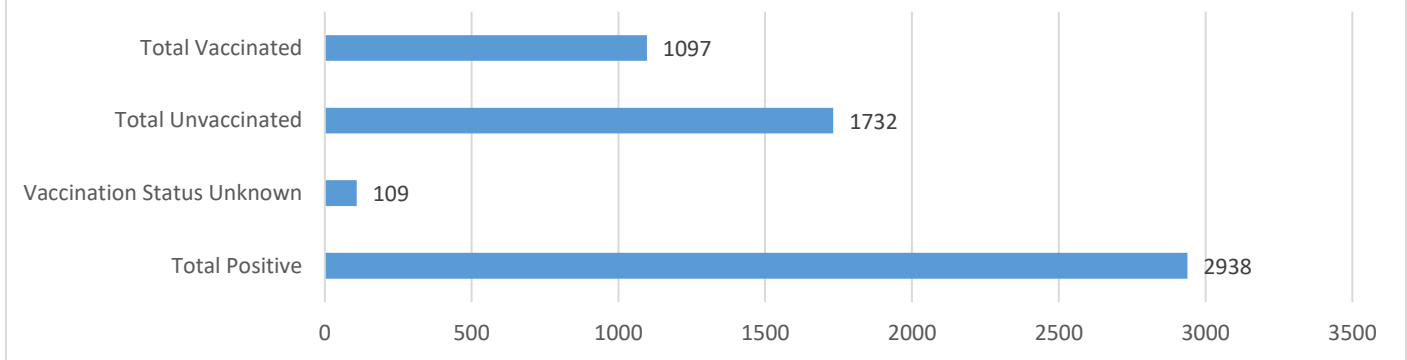
State Data for Cheshire County: Our State transmission is **substantial** with Cheshire County at **substantial** as well, with a percent positivity of **14.2%** and **1,578.5** new cases per 100k over 14 days, as of 1/10/22. With college campuses resuming their surveillance testing, we expect to see the State’s percent positivity lower due to the mass of tests being collected. These large numbers of tests being collected by our higher education dilute the State percent positivity. **Currently the state is reporting the state wide percent positive at 20.4%.**



Visitor Status: RED

Positives Compared to Vaccination Status (as of 1/1/22 this data includes community positives and employee positives only. Historic inpatients will remain.) **38.75% vaccinated / 57.36% unvaccinated / 3.89% unknown**

Vaccinated vs Unvaccinated Positives
includes Community & Employees
July 20, 2021 - Current



Inpatients (7 day average, age range, and vaccination status) **32.14% vaccinated / 61.11% unvaccinated / 6.75% unknown**

12/24/21 – 12/30/21: total of **191** active COVID patients over 7 days, an average of **27** patients per day. This week we had **10** newly admitted, with ages ranging from **20-29, 50-59, 60-69, and 80+**; **4** of which were fully vaccinated, **5** were not vaccinated, and **1** had an unknown vaccination status.

12/31/21 – 1/6/22: total of **171** active COVID patients over 7 days, an average of **24** patients per day. This week we had **20** newly admitted, with ages ranging from **40-49, 50-59, 60-69, 70-79, and 80+**; **5** of which were fully vaccinated, **11** were not vaccinated, and **4** had an unknown vaccination status.